

## **Student Achievement Data**

Several times during each school year, SFPA students are given tests developed by the school teachers and administrators based on the curriculum learned. These tests measure student achievement based on California English language proficiency standards by the annual administration of English language proficiency assessments and academic content assessments. In addition to these tests, since 2007, our school has also been administering the Comprehensive Testing Program (CTP4 test) published by Educational Records Bureau (ERB). The ERB members include independent schools from 46 states and 42 countries and suburban public school districts from every region of the country.

CTP 4 is a standardized achievement test designed specifically for high-achieving schools and schools wishing to set high standards. Developed for ERB by Educational Testing Service, CTP 4 provides useful instructional information not only to the parents, but also to administrators and teachers.

Given that the country's top universities have acceptance rates below 10%, it is helpful for parents to see how their child is performing against the top students in the nation. Then, parents can address any areas of weakness to make certain their child thrives in school.

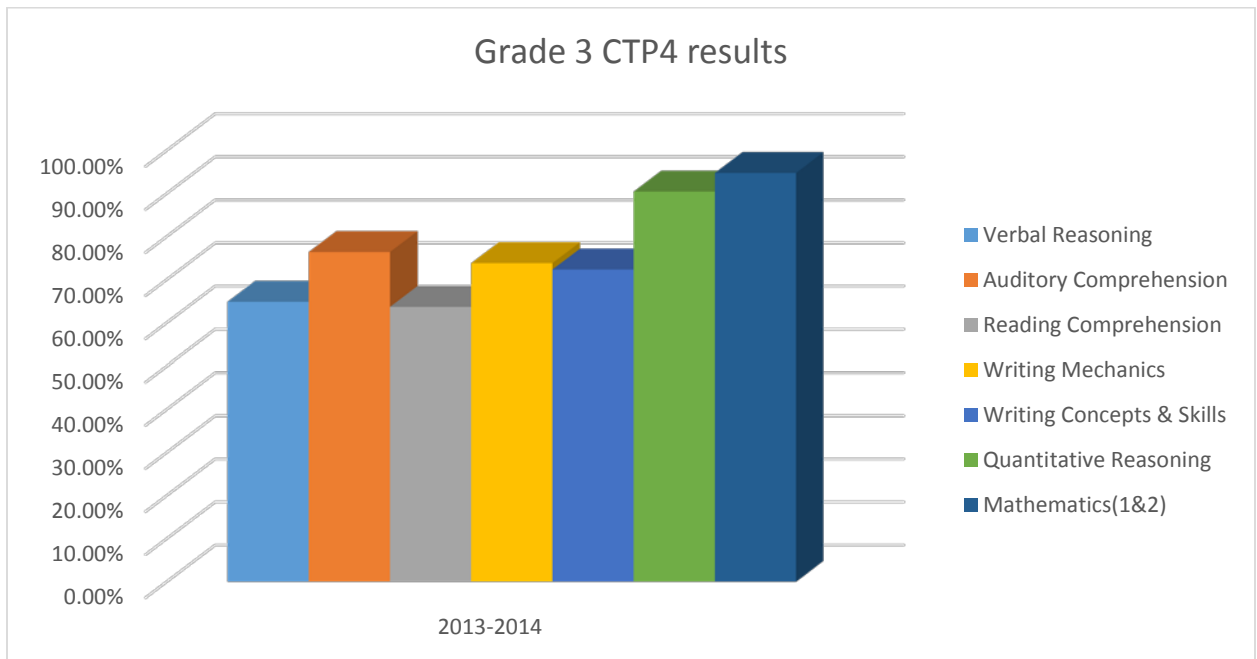
The school uses the CTP4 test results to assess how our curriculum and students are measuring up against other independent schools and in the nation.

We are very proud that for the fifth year our school ranked among the top 1 percent in Math test of more than 1,700 public and private schools administering the CTP4 assessments. What's more, our students scored in the top three percent nationally in all six achievement areas tested, including verbal ability, vocabulary, reading comprehension, writing mechanics, quantitative ability and mathematics.

## Recent CTP4 test results

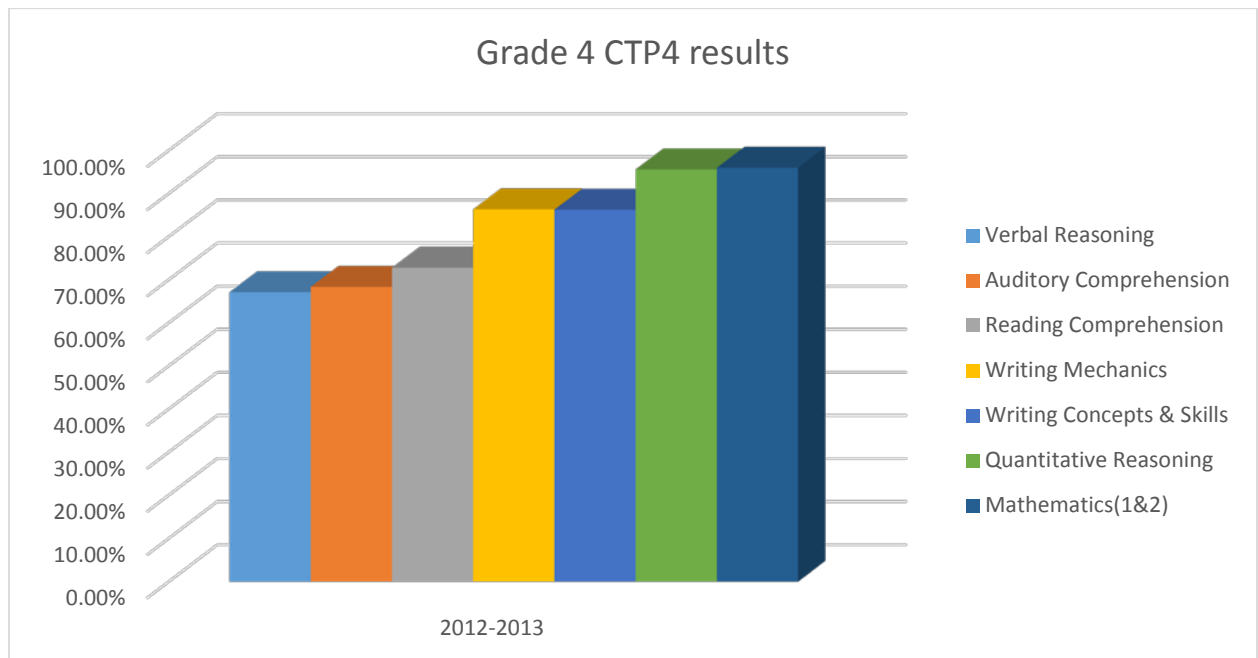
### Grade 3

CTP4 TEST in Grade 3 2013-2014	NATIONAL NORM GROUP PERCENTILE RANK
Verbal Reasoning	64.88%
Auditory Comprehension	76.43%
Reading Comprehension	63.68%
Writing Mechanics	73.85%
Writing Concepts and Skills	72.36%
Quantitative Reasoning	90.45%
Mathematics ( test 1 and 2)	94.78%



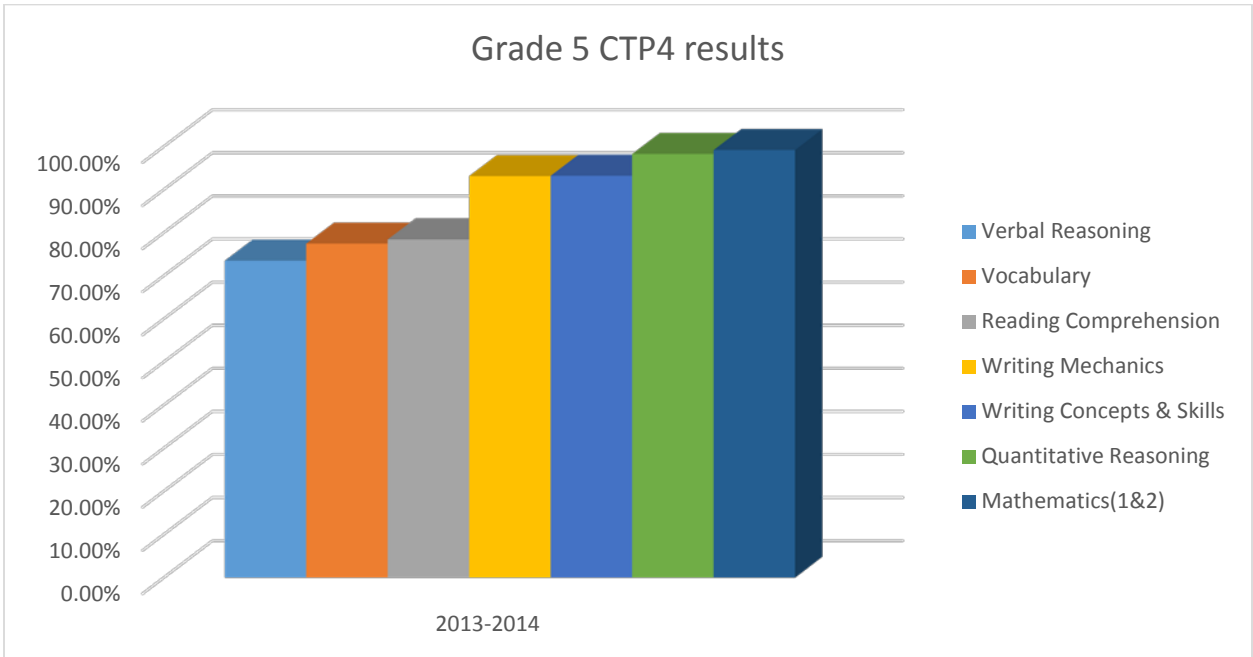
## Grade 4

CTP4 TEST in Grade 4 2012-2013	NATIONAL NORM GROUP PERCENTILE RANK
Verbal Reasoning	67.12%
Auditory Comprehension	68.35%
Reading Comprehension	72.80%
Writing Mechanics	86.35%
Writing Concepts and Skills	86.25%
Quantitative Reasoning	95.60%
Mathematics ( test 1 and 2)	96.00%



### Grade 5

CTP4 TEST in Grade 5 2013-2014	NATIONAL NORM GROUP PERCENTILE RANK
Verbal Reasoning	73.51 %
Vocabulary	77.48 %
Reading Comprehension	78.45 %
Writing Mechanics	93.16 %
Writing Concepts and Skills	93.23 %
Quantitative Reasoning	98.28 %
Mathematics ( test 1 and 2)	99.20 %



### Grade 6

CTP4 TEST in Grade 6 2013-2014	NATIONAL NORM GROUP PERCENTILE RANK
Verbal Reasoning	91.13 %
Vocabulary	76.84 %
Reading Comprehension	89.65 %
Writing Mechanics	92.81 %
Writing Concepts and Skills	94.11 %
Quantitative Reasoning	97.43 %
Mathematics ( test 1 and 2)	97.82 %

